

CHAIN FEEDING SYSTEM



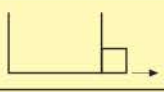



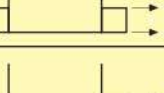

FEED HOPPER


- * The hoppers are produced from high quality galvanized steel.
- * Available in 1-2-3-4 exits.
Produced in 210 kg, 300 kg and 400 kg capacities.
- * Adjustable hopper leg and feed level adjuster are standard.
- * Optional feed return wheel can be installed to the hoppers.



CORNER

With its special corner wheel, powerful bottom plate, cross leg system, epoxy coated housing and leg system makes the Tarimar corners one of the most important part of the system. Long-lasting and powerful. It eliminates vibration even in high speeds. 3 models are available; 90°, 135°, up-down corner.

	Hopper Capacity	Exit	Corner	Motor	Motor Power (KW)					
					6 m/min	12 m/min	18 m/min	42 m/min	21/42 m/min	9/18 m/min
	240 kg. 300 kg.	1	4	1	0,37	0,55	0,75	1,5	1,3 / 1,8	0,7 / 0,85
	240 kg. 300 kg.	2	2 x 4	2	0,37	0,55	0,75	1,5	1,3 / 1,8	0,7 / 0,85
	240 kg. 300 kg.	2	2 x 4	1	0,75	1,1	1,5	-	-	-
	400 kg.	3	3 x 4	3	0,37	0,55	0,75	1,5	1,3 / 1,8	0,7 / 0,85
	400 kg. 800 kg.	4	4 x 4	4	0,37	0,55	0,75	1,5	1,3 / 1,8	0,7 / 0,85
	400 kg. 800 kg.	4	4 x 4	2	0,75	1,1	1,5	-	-	-



Feeder chains are 2,5mm thick and 70 mm wide.



DRIVE UNIT

- * The high quality wheel system allows many alternative chain speeds.
- * The motordrive units can be single speed with 6, 12, 18, 21, 42 meter/minute or double speed with 21/42, 9/18 meter/minute.

FEEDER CHAIN

12KN tensile strength guarantee chain. No twist, vibration and empty slots. Work in harmony with corners and driveunit wheels. It is produced in 10 meter rolls and packed in 520 mt. or 1080 mt. palettes.



CHAIN FEEDING SYSTEM



TROUGH LEG & COUPLER

The trough legs are coated with epoxy paint. They can work inside manure and ammonium for long periods. They are produced from 1,5mm steel. The empty slots of legs are covered with a plastic to prevent corrosion from inside. The trough legs are 45cm high. The trough couplers are produced from 2mm hot deep galvanized sheet. They work in a harmony with the legs.



Special Trough - 1.05 mm or 1.25 mm



Medium Trough - 1.05 mm



Mini Trough - 1.05 mm

FEEDER TROUGH

They are produced from 1,05mm or 1,25mm high quality galvanized sheets. The lengths are 3 meters.

3 alternatives are available; Mini Trough, Medium Trough, Special Trough.



Standard Grill



High Profile Grill



Standard Grill
With Shocker Wire



Rearing Grill

MALE EXCLUSION GRILL

The Tarımar male exclusion grills can be produced from 42mm to 46mm wide and 55mm to 75mm height openings. They are long-lasting and powerful. The grills are produced in 1,5 meter lengths. 2 grills are covering the 3 meter trough completely.

1- Standard Grill:

Standard production. Optional shocker wire can be installed.

2- High Profile Grill:

Mainly used in suspended model chain feeding systems.

3- Rearing Grill:

Used in rearing periods. There is a PVC pipe to eliminate the females to stand on the troughs.



FEED CLEANER

It removes dirt, feather and manure from the feed during operation. Mainly used in continuous feeding. It can work on slow or high speeds with the single or double wheel mechanism.




Suspended Model Chain Feeding System

Tarimar suspended model chain feeding systems can be installed to all models of trusses and ceiling types. The system is winched to the ceiling right after the feeding and opens a wider free area for the flock to act efficiently. All the feed hoppers, motordrive units, corners, connectors are produced specially. The Tarimar suspended chain feeding systems are produced in high technology production techniques with the high quality raw material.



SUSPENDED FEED HOPPER

The hoppers are installed on the trough. It is supplied with a cover. The piping of the main feed transport systems connected directly to the hopper.



SUSPENDED CORNER

With its powerful all of a piece design and central winching hook makes the corners work even on high speeds.




DRIVE UNIT

With its special winching hangers, it is winched up/down. The high quality wheel system allows many alternative chain speeds.

The motordrive units can be single speed with 6, 12, 18, 21, 42 meter/minute or double speed with 21/42, 9/18 meter/minute.

SUSPENDED COUPLER

30 cm all of a piece design suspended couplers are installed to the trough with 4 bolt and nuts. They are produced from 2mm hot deep galvanized sheet. With the suspension hook, it is connected to the ceiling in every 3 meters.



MOTORWINCH

Alternative motorwinches are available for different models of trusses and ceilings. There is a minimum and maximum switch in the system to prevent the troughs to crash to floor or hit to ceiling. High quality pulleys and steel winching cables allow the system to be winched even the troughs are full with feed. According to the trough dimensions and weight, 0,75KW, 1,5KW, 2,2KW or 3,00KW motorwinches are used.



ROOSTER FEEDING SYSTEM



UNO-ROSS FEEDING SYSTEM

The diameter is 36cm. The pans are calculated based on the roosters inside the house. The pans can be installed to conduits with distances of 100cm, 120cm, 150cm or 200cm based on the number of roosters. The feed volume can be adjusted with the feed level adjuster on the pans.



TARI-PAN ROOSTER FEEDING SYSTEM



ROOSTER TROUGH SYSTEM

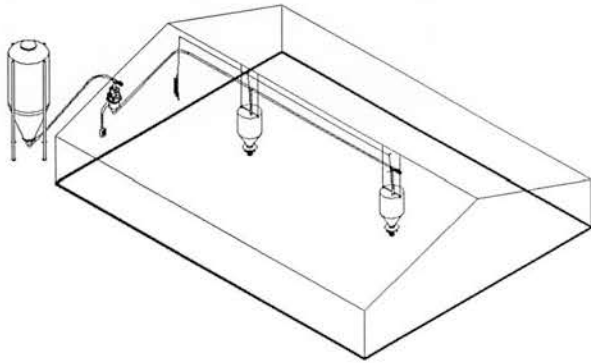
There is a movable feed hopper which is installed to the ceiling. There is a feed level adjuster on the hopper. The feed is distributed manually with this feed hopper. After the feeding the feeder troughs can be winched to the ceiling level. It allows the birds to start feeding at the same time.



SPIN FEEDING SYSTEM



- * The newest technology which is used for feeding the rearing breeder flocks.
- * Based on the partition dimensions and number of rearing birds 200-300-400 kg capacity hoppers are used.
- * The spin-feeders are mounted hanging or standing on supports.
- * With the speed controller, the feed spreading can be variable from 0-20 meters.
- * The special design spreading troughs allow the equal feed distribution.



New spreading trough with angle

BELL DRINKER

- * The most economical way of poultry house watering system.
- * Easy to operate and clean.
- * The special designed Tarimar plastic is long-lasting and hygienic.



CHICK EQUIPMENT

Description	Number of Birds
Bell Drinker	60-75 Broiler
Mini Drinker - 5lt.	100 Chicks
Bucket Type Mini Feeder	100 Chicks
Tray Type Chick Feeder	100 Chicks



Bucket Type Mini Feeder



Mini Drinker - 5 lt.



Tray Type Chick Feeder

